


IDENTIFICATION AND INTERIM CARE GUIDE

This is an emergency feeding guide, describing the foods which can be given. For longer term cover please contact your local wildlife rescue for advice.



Wood pigeon
Feeding notes:
 Nestlings & fledglings – peas and/or bread rolled into small pellets, tropican or EMP. Adults offer seed and water. **DO NOT FEED MEAT.**




Collared dove
Feeding notes:
 Nestlings & fledglings – peas and/or bread rolled into small pellets, tropican or EMP. Adults offer seed and water. **DO NOT FEED MEAT.**




Feral pigeon
Feeding notes:
 Nestlings & fledglings – peas and/or bread rolled into small pellets, tropican or EMP. Adults offer seed and water. **DO NOT FEED MEAT.**




Blackbird
Feeding notes:
 Nestlings & fledglings – mashed up cat/dog food with bread (tap side of beak and feed with tweezers).




Starling
Feeding notes:
 Nestlings & fledglings – mashed up cat/dog food with bread (tap side of beak and feed with tweezers).




Song thrush
Feeding notes:
 Nestlings & fledglings – mashed up cat/dog food with bread (tap side of beak and feed with tweezers).




Robin
Feeding notes:
 Nestlings & fledglings – mashed up cat/dog food with bread (tap side of beak and feed with tweezers).




Corvids
Feeding notes:
 Nestlings & fledglings – mashed up cat or dog food with bread. (Nestlings and fledglings: tap side of beak and feed with tweezers).



Sparrow
Feeding notes:
 Nestlings & fledglings – mashed up cat/dog food with bread (tap side of beak and feed with tweezers). Adult finches/sparrows offer seed and water.



Tawny owl
Feeding notes:
 If no access to day old chicks, contact rescue immediately.



Herring gull
Feeding notes:
 Nestlings & fledglings – mashed up cat or dog food with bread.




Precocial (Ducklings, pheasant chicks etc.)
Feeding notes:
 Offer them chick crumb if not available bread crumbs and small bird seed. These chicks and ducklings are able to feed themselves.

USEFUL TIPS: Please take location details and contact number

- ✓ **NESTLINGS**
Essential to keep bird warm (above room temperature) and clean. Feed at least once an hour.
- ✓ **FLEDGLINGS**
Make comfortable and keep quiet. Feed after one hour.
- ✓ **PRECOCIAL**
Essential to be kept warm. Use a shallow water bowl – adding small pebbles will prevent birds getting in to the bowl. A jam jar lid containing no more than half an inch of water can also be used.
- ✗ **NESTLINGS**
Do not give water.
- ✗ **FLEDGLINGS**
Usually frightened. Do not force feed.
- ✗ **PRECOCIAL**
Do not let them get wet and/or cold.

Nestling - a bird too young to leave the nest
Fledgling - just left the nest, feathered and learning to fly
Precocial - hatched or born in an advanced state and able to feed itself almost immediately



Feeding notes:
 Swallows and house martins: Important to keep plumage clean. Give water by dipping fingers in water and touching side of beak. Swifts: Should not be offered food or water unless familiar with care. Contact wildlife rescue immediately for feeding advice.

Abandoned/orphaned birds – please contact your local wildlife rescue for advice. If the bird is in immediate danger, you may need to take prompt action.



Charity No. 1070906



Charity No. 1091857